

ITUS CAPITAL ADVISORS PVT LTD

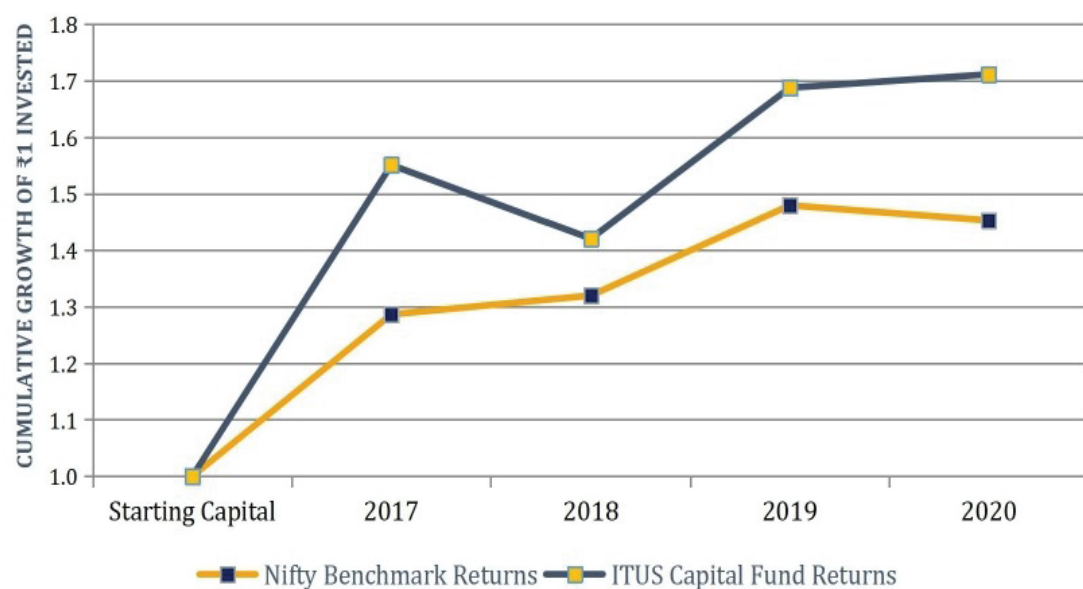
JANUARY 2020 FACTSHEET



FUND OVERVIEW

To build a concentrated portfolio of businesses across a range of market capitalizations representing a Return on Equity of > 20% sourced at a significant discount to fair value.

TRACK RECORD OF THE FUND MANAGER



Rs.1 invested in the fund in 2017 would be **worth Rs. 1.7 today** vs a **comparable Rs 1.45** in NIFTY

KEY FACTS

Asset Class	: Equity
Fund Type	: India Multi Cap Portfolio
Fund Launch Date	: 1 Jan 2017
Fund Base Currency	: INR
Total Fund Size	: INR 238 Cr
Minimum Initial Investment	: INR 1 Cr
Custodian	: Kotak
Structure	: PMS
Management Fee	: 1% p.a.
Performance Fee	: 15% over a hurdle rate of 15%

PORTFOLIO MANAGER Naveen Chandramohan

ITUS CAPITAL PERFORMANCE RECORD

RETURNS - ITUS CAPITAL vs Benchmark (yearly)

YEAR	2017	2018	2019	2020
FUND RETURN (after fees)	55.10%	-8.40%	18.80%	1.40%
NIFTY (benchmark)	28.65%	2.60%	12.10%	-1.81%

RETURNS - ITUS CAPITAL vs Benchmark (granular)

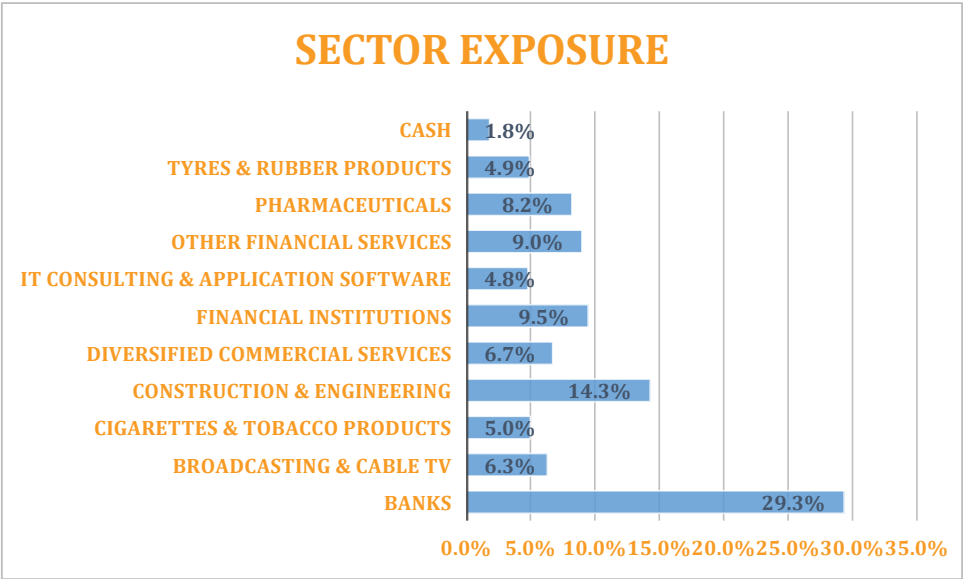
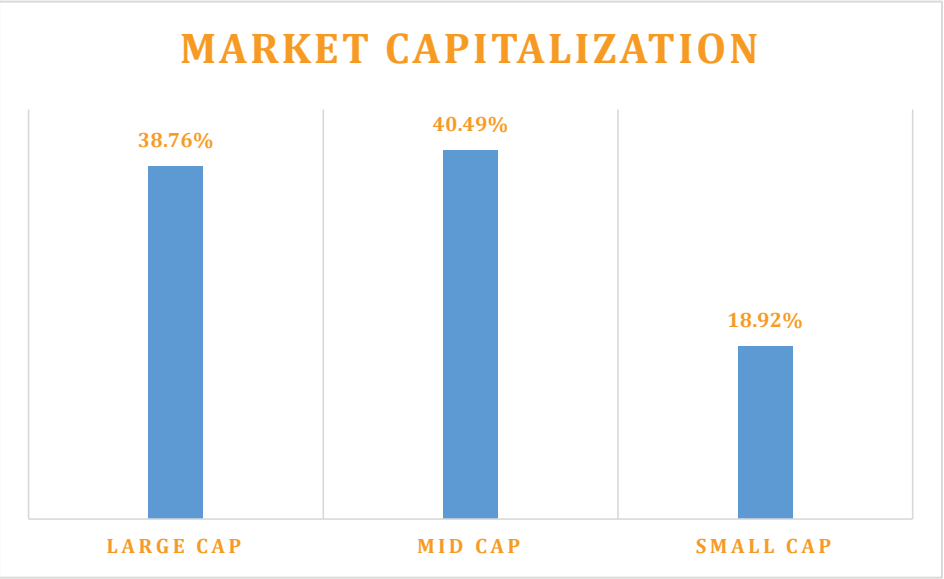
YEAR	1M	2M	3M
FUND RETURN (post fees)	1.4%	3.1%	13.8%
NIFTY 50 INDEX RETURNS	-1.8%	0.6%	7.5%

ITUS Capital started investing as of January 2017

The main fund has generated a return of 19% IRR since Jan 2017

TOP 10 HOLDINGS

S. No.	Stock Name	% Holding
1	ICICI BANK LIMITED	10.37 %
2	HDFC AMC	9.49 %
3	MCX INDIA LIMITED	9.04 %
4	SYNGENE INTERNATIONAL LIMITED	8.22 %
5	HDFC BANK LIMITED	8.18 %
6	DELTA CORP LIMITED	6.73 %
7	SUN TV NETWORK LTD	6.31 %
8	CITY UNION BANK LIMITED	5.85 %
9	VOLTAS LIMITED	5.69 %
10	LARSEN AND TOUBRO LIMITED	5.46 %



FEES AND CHARGES

Set up Fees	None
Fixed Management Fees	1% p.a. (charged quarterly)
Minimum Investment	INR 1 cr
Performance fees	15% charged over a 15% hurdle rate (with no catch up)
Nature of portfolio	Open-ended
Custodian	Kotak Mahindra Bank Ltd
Account Opening	Separate demat account opened for the individual with a custody arrangement.

Please Note:

Many of the stocks are part of the existing ITUS Capital portfolio. These stocks may or may not be bought for new clients. Past performance may or may not be sustained in future and should not be used as a basis for comparison with other investments. The strategy may or may not have any future holdings in these stocks. The companies mentioned above are only for the purpose of explaining the concept and should not be construed as recommendations from Itus Capital. The exposures of some of the stocks are greater than 10% because of the gains accrued in the investments.