

# ITUS CAPITAL

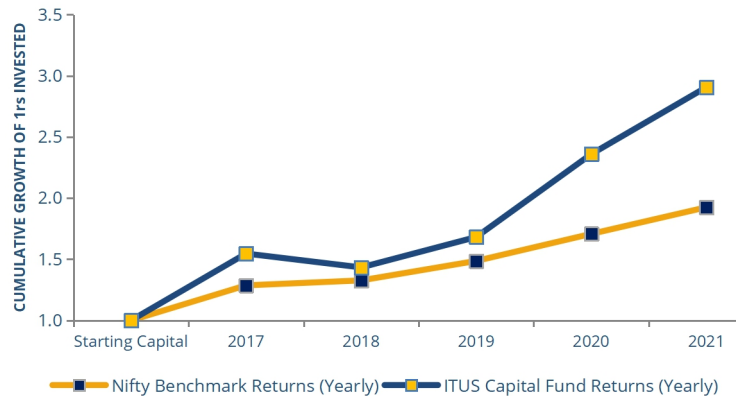
## JULY 2021 FACTSHEET



### FUND OVERVIEW

To build a concentrated portfolio of businesses across a range of market capitalizations representing a Return on Equity of > 20% sourced at a significant discount to fair value.

### TRACK RECORD OF THE FUND MANAGER

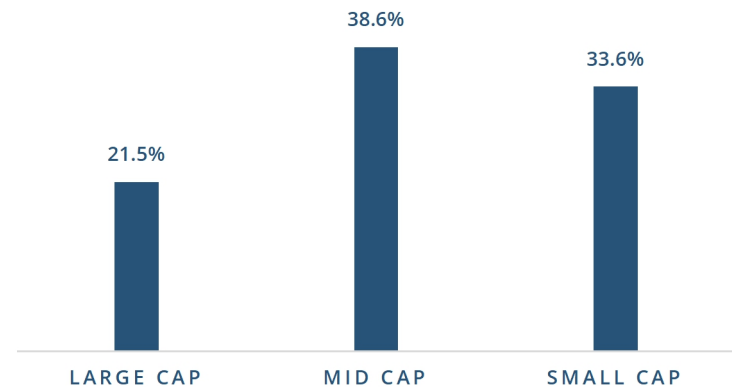


Rs. 1 invested in the fund in 2017 would be **worth Rs. 2.91 today** vs a comparable **Rs. 1.92** in NIFTY

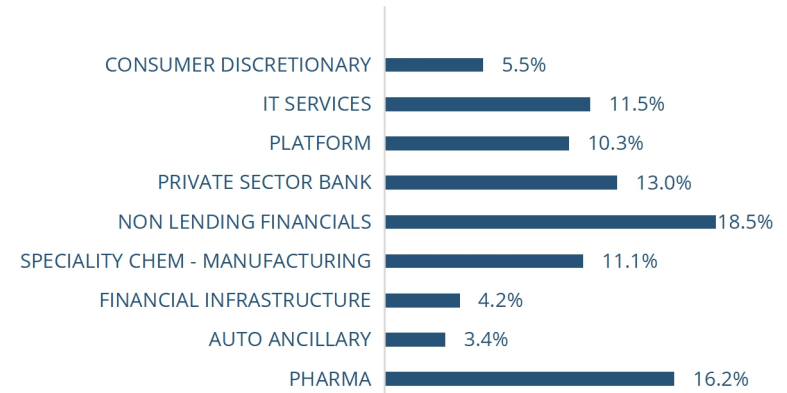
### PORTFOLIO MANAGER

Naveen Chandramohan

### MARKET CAPITALIZATION



### SECTOR EXPOSURE



## PERFORMANCE PORTFOLIO (Yearly)

	Fund Return (%)	Benchmark - Nifty 50 (%)	Excess Return (%)
2021	23.2%	12.7%	10.5%
2020	40.3%	14.9%	25.4%
2019	17.3%	12.0%	5.3%
2018	-7.3%	3.2%	-10.5%
2017	54.7%	28.7%	26.0%
<b>Since Inception (Cumulative)</b>	<b>190.7%</b>	<b>92.5%</b>	<b>98.2%</b>

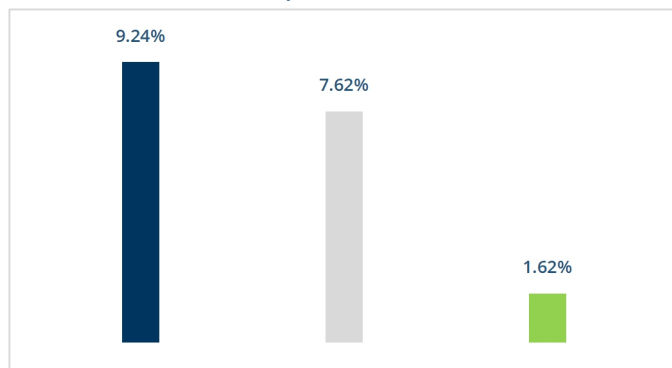
## PERFORMANCE PORTFOLIO (Granular)

	Fund Return (%)	Benchmark - Nifty 50 (%)	Excess Return (%)
1M	5.8%	0.3%	5.5%
3M	17.1%	7.7%	9.3%
6M	24.7%	15.6%	9.1%
<b>1Y</b>	<b>54.2%</b>	<b>42.3%</b>	<b>11.9%</b>

Inception : 1 Jan 2017. All returns are after fees and expenses. Fund performance in INR

## OUT UNDERPERFORMANCE DATA

### Up Markets

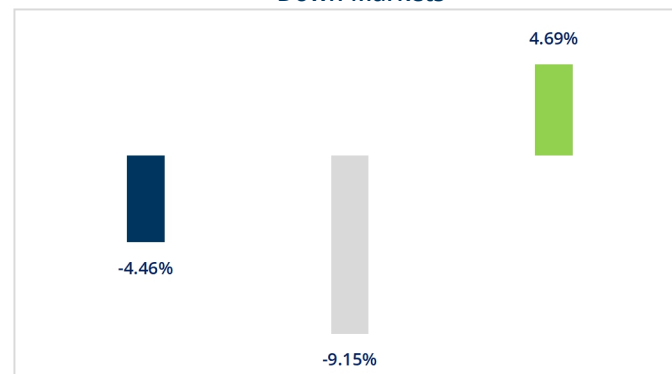


Outperformed 9 out of 15 up quarters  
Average Alpha : 1.62%

■ Returns

■ Benchmark Nifty Return

### Down Markets



Outperformed 3 out of 4 down quarters  
Average Alpha : 4.69%

■ Average Alpha

The returns during up and down markets have been calculated on a quarterly basis by looking at the quarterly written starting from 1 Jan 2017. Itus Capital has consistently outperformed during up and down markets since inception.

<b>Fund IRR</b>				
	<b>1Y</b>	<b>2Y</b>	<b>3Y</b>	<b>Since Inception</b>
Fund IRR	54.25%	39.25%	28.27%	26.25%
Index IRR	42.33%	19.02%	11.52%	15.38%

## TOP 10 HOLDINGS

<b>Stock Name</b>	<b>Exposure</b>
UTI AMC	8.5%
HDFC BANK LIMITED	7.5%
SUMITOMO CHEMICAL INDIA PRIVATE LIMITED	7.0%
SYNGENE INTERNATIONAL LIMITED	6.5%
L AND T TECHNOLOGY SERVICES LIMITED	6.0%
INFOSYS LIMITED	5.5%
INDIAN ENERGY EXCHANGE LIMITED	5.5%
ICICI BANK LIMITED	5.5%
CAMS	4.2%
ALKEM LABORATORIES LIMITED	4.2%

## FEES AND CHARGES

<b>Set up Fees</b>	None
<b>Fixed Management Fees</b>	1% p.a. ( charged quarterly)
<b>Minimum Investment</b>	INR 50 Lakhs
<b>Performance fees</b>	15% charged over a 15% hurdle rate (with no catch up)
<b>Nature of portfolio</b>	Open-ended
<b>Custodian</b>	Kotak Mahindra Bank Ltd
<b>Account Opening</b>	Separate demat account opened for the individual with a custody arrangement.

### Please Note:

Many of the stocks are part of the existing ITUS Capital portfolio. These stocks may or may not be bought for new clients. Past performance may or may not be sustained in future and should not be used as a basis for comparison with other investments. The strategy may or may not have any future holdings in these stocks. The companies mentioned above are only for the purpose of explaining the concept and should not be construed as recommendations from Itus Capital. The exposures of some of the stocks are greater than 10% because of the gains accrued in the investments.