

ITUS CAPITAL

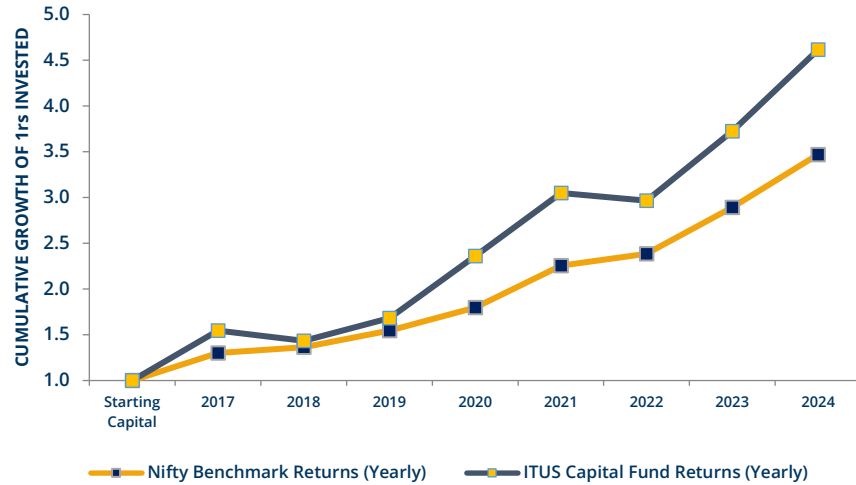
SEPTEMBER 2024 FACTSHEET



FUND OVERVIEW

To build a concentrated portfolio of businesses across a range of market capitalizations representing a Return on Equity of > 20% sourced at a significant discount to fair value.

TRACK RECORD OF THE FUND MANAGER

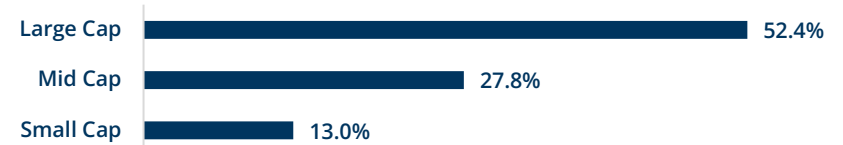


Rs.1 invested in the fund in 2017 would be worth Rs. 4.61 today (Sep 2024) vs a comparable Rs. 3.47 in NIFTY.

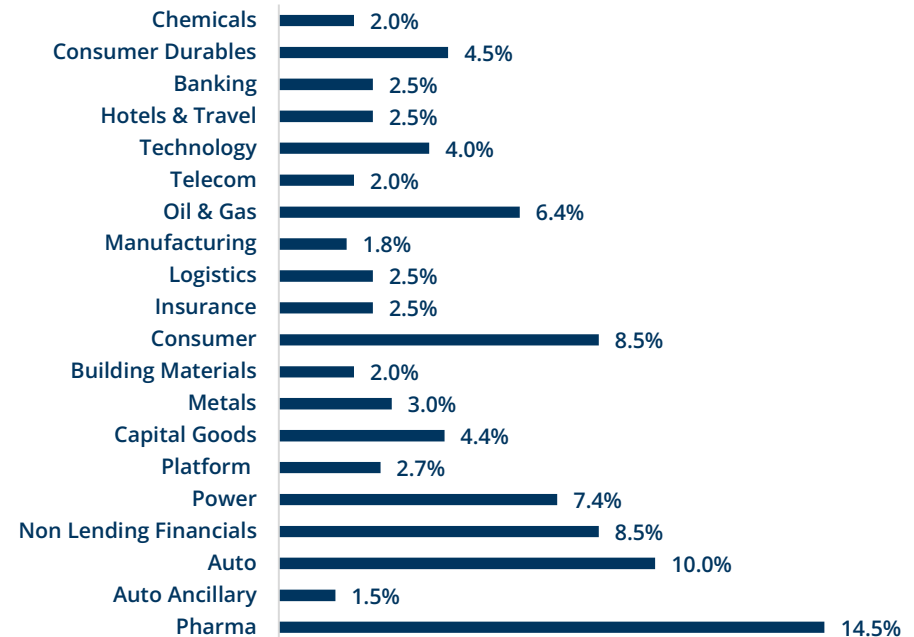
PORTFOLIO MANAGER

Naveen Chandramohan

MARKET CAPITALIZATION



SECTOR EXPOSURE



PERFORMANCE PORTFOLIO (Yearly)

	Fund Return (%)	Benchmark - Nifty 50 (%)	Excess Return (%)
2024	23.95%	19.99%	3.97%
2023	25.61%	21.30%	4.31%
2022	-2.83%	5.69%	-8.52%
2021	29.26%	25.59%	3.67%
2020	40.32%	16.14%	24.18%
2019	17.31%	13.48%	3.84%
2018	-7.31%	4.64%	-11.95%
2017	54.66%	30.27%	24.39%
Since Inception (Cumulative)	361.46%	247.05%	114.41%

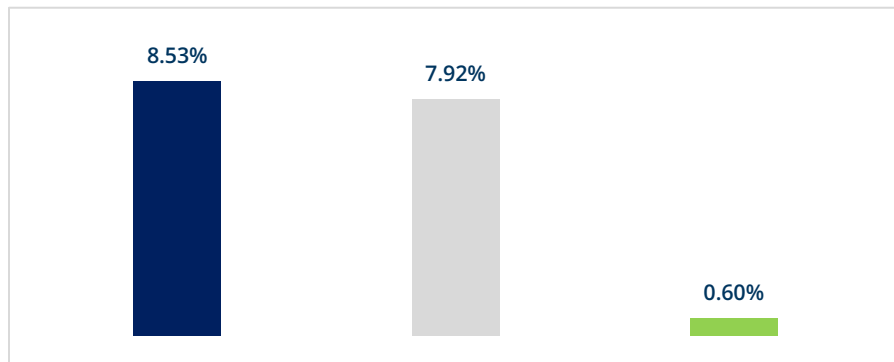
PERFORMANCE PORTFOLIO (Granular)

	Fund Return (%)	Benchmark - Nifty 50 (%)	Excess Return (%)
1M	1.55%	2.28%	-0.73%
3M	9.29%	7.81%	1.48%
6M	22.78%	16.58%	6.20%
1Y	34.50%	33.01%	1.50%

Inception : 1 Jan 2017. All returns are after fees and expenses calculated for Calendar years. Fund performance in INR.

OUT UNDERPERFORMANCE DATA

Up Markets

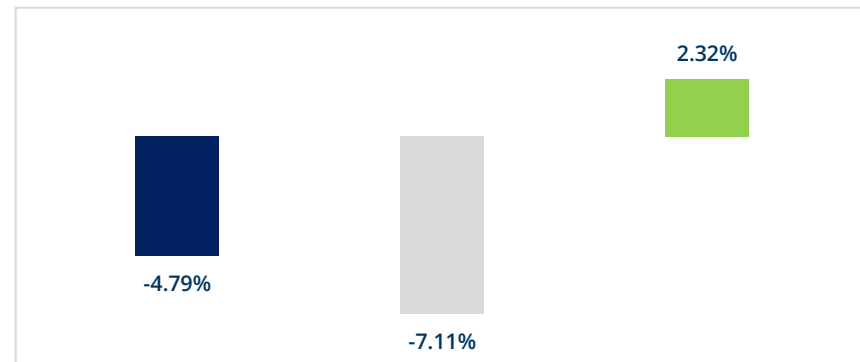


Outperformed 12 out of 24 up quarters
Average Alpha : 0.60%

■ Returns

■ Benchmark Nifty Return

Down Markets



Outperformed 5 out of 7 down quarters
Average Alpha : 2.32%

■ Average Alpha

The returns during up and down markets have been calculated on a quarterly basis by looking at the quarterly written starting from 1 Jan 2017. Itus Capital has consistently outperformed during up and down markets since inception.

Fund IRR	1Y	2Y	3Y	4Y	5Y	Since Inception
Fund IRR	34.50%	27.91%	14.72%	23.04%	24.22%	21.81%
Index IRR	33.01%	24.21%	14.92%	24.54%	18.95%	17.41%

TOP 10 HOLDINGS

Stock Name	Exposure
Dr Reddys Laboratories	4.5%
Icici Lombard Gen Insurance Co Ltd	4.5%
Maruti Suzuki	4.0%
Tata Consultancy Services Limited	4.0%
ITC	3.5%
Reliance Industries	3.5%
Abb India Limited	3.0%
Aurobindo Pharma Limited	3.0%
Bajaj Auto	3.0%
Hindustan Copper	3.0%

FEES AND CHARGES

Set Up Fees	None
Fixed Management Fees	1% p.a. (charged quarterly)
Minimum Investment	INR 1 Crore
Performance fees	15% charged over a 15% hurdle rate (with no catch up)
Nature of portfolio	Open-ended
Custodian	Kotak Mahindra Bank Ltd & HDFC Bank Ltd
Fund Accounting	Separate demat account opened for the individual with a custody arrangement.

Please Note:

The performance related information provided therein is not verified by SEBI.

Many of the stocks are part of the existing ITUS Capital portfolio. These stocks may or may not be bought for new clients. Past performance may or may not be sustained in future and should not be used as a basis for comparison with other investments. The strategy may or may not have any future holdings in these stocks. The companies mentioned above are only for the purpose of explaining the concept and should not be construed as recommendations from Itus Capital. The exposures of some of the stocks are greater than 10% because of the gains accrued in the investments.