

ITUS FUNDAMENTAL VALUE FUND

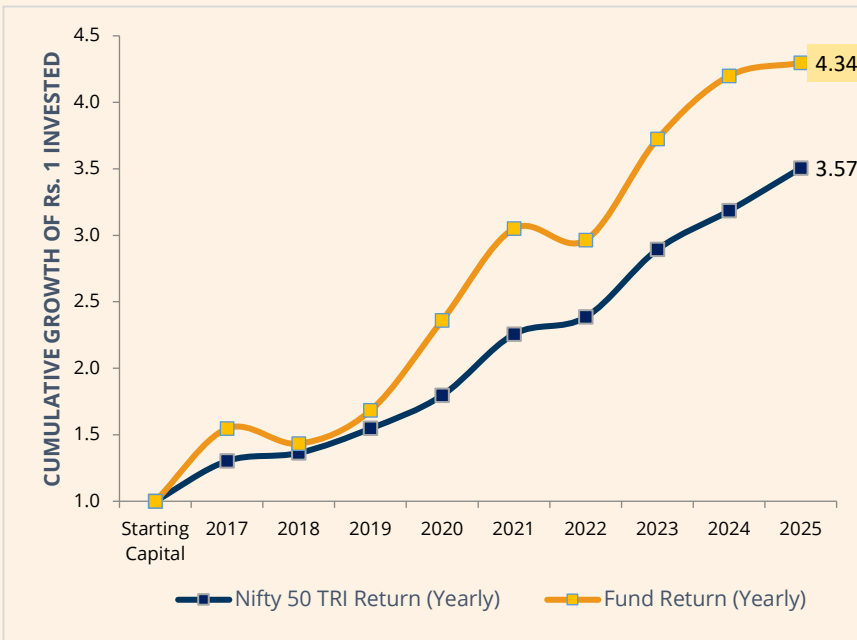
FACTSHEET - NOVEMBER 2025



FUND OVERVIEW

We pursue consistent, growth-led returns by investing in Indian companies that are steadily gaining market share—across large, mid, and small caps—only when valuations offer clear upside. By flexibly adjusting exposure through market cycles and prioritizing downside protection, we aim to compound capital sustainably over the long term.

TRACK RECORD OF THE FUND

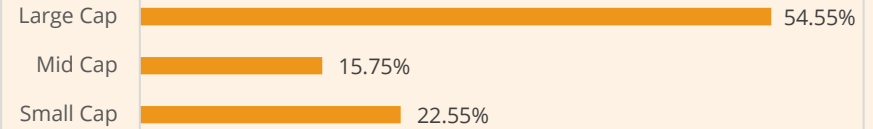


Rs.1 invested in the fund in 2017 would be **worth Rs. 4.34 today (Nov 2025)** vs a comparable **Rs. 3.57** in NIFTY 50.

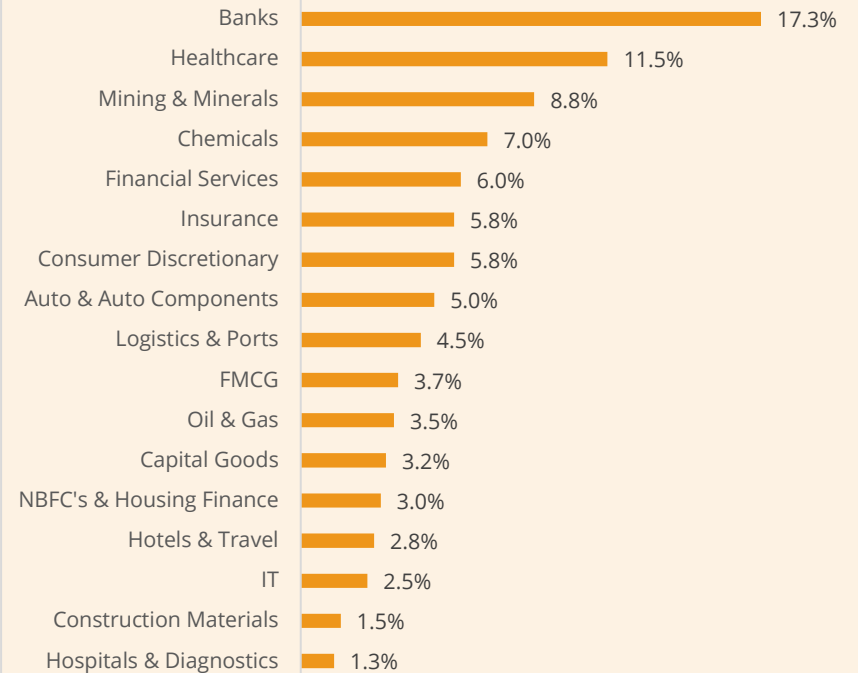
PORTFOLIO MANAGER

Naveen Chandramohan

MARKET CAPITALIZATION



SECTOR EXPOSURE



Cash, cash equivalents & residual positions constitute 7.2%, collectively representing 100% of the portfolio



PORTFOLIO PERFORMANCE (Yearly)

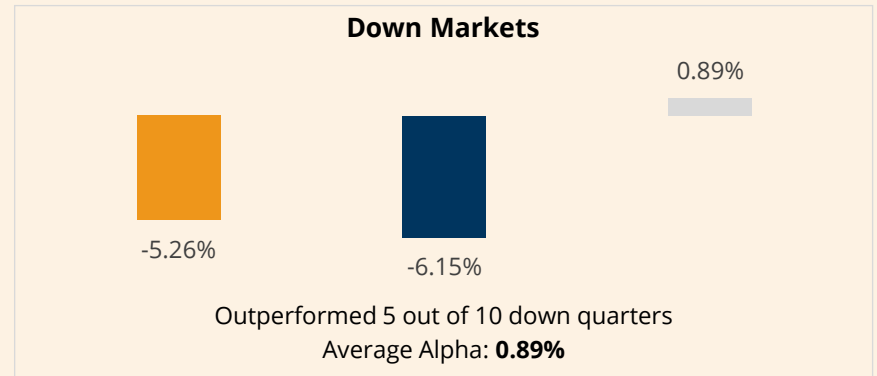
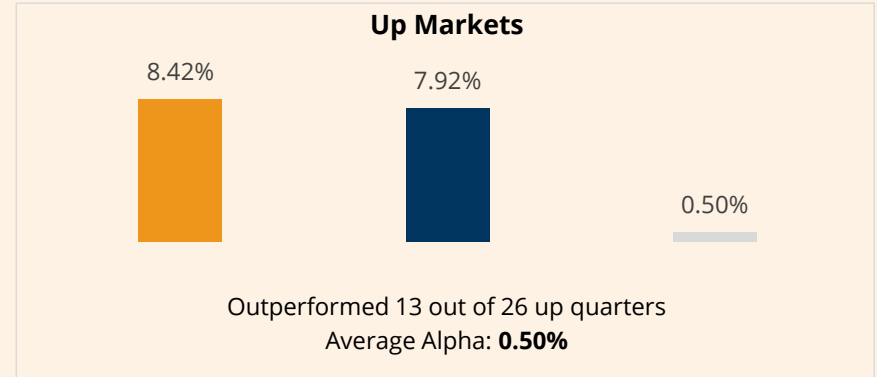
	Fund Return (%)	Nifty 50 TRI Return (%)	Excess Return (%)
2025 CYTD Nov	3.43%	12.19%	-8.76%
2024	12.76%	10.09%	2.68%
2023	25.61%	21.30%	4.31%
2022	-2.83%	5.69%	-8.52%
2021	29.26%	25.59%	3.67%
2020	40.32%	16.14%	24.18%
2019	17.31%	13.48%	3.84%
2018	-7.31%	4.64%	-11.95%
2017	54.66%	30.27%	24.39%
Since Inception (Cumulative)	334.19%	257.24%	76.95%

PORTFOLIO PERFORMANCE (Granular)

	Fund Return (%)	Nifty 50 TRI Return (%)	Excess Return (%)
1M	1.06%	1.92%	-0.86%
3M	5.90%	7.45%	-1.55%
6M	4.06%	6.68%	-2.63%
1Y	2.42%	9.92%	-7.50%

Inception : 1 Jan 2017. All returns are after fees and expenses calculated for Calendar years. Fund performance in INR.

UP & DOWN-MARKET PERFORMANCE



■ Fund Return
 ■ Nifty 50 TRI Return
 ■ Average Alpha

The returns during up and down markets have been calculated on a quarterly basis by looking at the quarterly return starting from 1 Jan 2017. Itus Capital has consistently outperformed during up and down markets since inception.



TOP 10 HOLDINGS

Stock Name	Exposure
HDFC Bank Limited	7.0%
ICICI Bank Limited	5.5%
Hindustan Copper	5.0%
Titan Company Limited	4.5%
Adani Ports	4.5%
Navin Fluorine International Ltd	4.5%
ICICI Lombard Gen Insurance Co Ltd	4.0%
Eicher Motors	3.5%
HDFC AMC	3.0%
Bajaj Finance	3.0%

	1Y	2Y	3Y	4Y	5Y	Since Inception
ITUS FVF IRR	2.42%	9.91%	13.61%	9.70%	14.58%	17.90%
Nifty 50 TRI IRR	9.92%	15.44%	13.07%	12.78%	16.47%	15.35%

FEES AND CHARGES

Set Up Fees	NIL
Fixed Management Fees	1% p.a. (charged quarterly)
Minimum Investment	INR 1 Crore
Performance fees	15% charged over a 15% hurdle rate (with no catch up)
Exit Load	NIL
Nature of portfolio	Open-ended
Custodian	Kotak Mahindra Bank Ltd & HDFC Bank Ltd
Operational Expense	Upto 3bps p.a. for fund accounting and upto 3bps p.a. for custody services.
Fund Accounting	Separate demat account opened for the individual with a custody arrangement.
Direct Onboarding of Clients	Clients have an option to on-board as a direct client without any intermediation of persons engaged in distribution services.

Disclaimer:

The performance related information provided therein is not verified by SEBI.

Many of the stocks are part of the existing ITUS Capital portfolio. These stocks may or may not be bought for new clients. Past performance may or may not be sustained in future and should not be used as a basis for comparison with other investments. The strategy may or may not have any future holdings in these stocks. The companies mentioned above are only for the purpose of explaining the concept and should not be construed as recommendations from Itus Capital. The exposures of some of the stocks are greater than 10% because of the gains accrued in the investments.

For relative performance of a particular Investment Approach to other Portfolio Managers within the selected strategy, please refer APMI website ([click here](#)).

